




Boys & Girls Club
of London
A good place to be



leaders
building
leaders

Boys & Girls Club of London Annual Report 2008



Breaking the Cycle of Poverty Through Investments in Education

“There are men and women chosen to bring happiness into the hearts of people - those are the real heroes.”

~ Nelson Mandela

During the past 30 years, our very own team of heroes at the Boys and Girls Club of London has collectively raised money to build buildings, to offer affordable recreation, as well as social and cultural programs. It is now time to reinvest in the learning outcomes of our mission. We hope to raise a \$5 million self-sustaining fund to address the education and vocational programs of individual families in need.

We are pleased to have recruited over fifty additional heroes. These men and women have committed to helping us break the cycle of poverty through investing in our members' success in continuing education. This new program is called My Action Plan to Education (M.A.P.). One hundred of our youth members from grades 4 through post secondary will be assisted to complete high school and find a sustainable career path that will contribute to their future success. There will be financial and mentoring support to these individuals.

Jeff Lang is indeed one of our very special heroes. Jeff has provided leadership in Africa, the City of London and our Boys & Girls Club. His legacy of concern for those less fortunate in our community and in Africa is admirable. His fundraising, community development, board work, committee duties, volunteer and staff counsel have helped to make us the success we are today! On behalf of myself, the staff, the board and Club members, thank you for your leadership and support over the past fifteen years.

It has been a great 30 years at the Club and the next five years for me and our “heroes” will see us really impact and break the cycle of poverty with the M.A.P. program. My Action Plan to Education will be a lasting legacy of the volunteers, funders, governments, staff and ‘heroes’ who believe in our youth members and their potential. I hope you will take time to look at the research on the following pages as to who and why youth drop out of school and how we can all help to break the cycle of poverty.

Enjoy the annual report and our exciting program highlights.

Thanks for thirty great years!

Don Donner
Executive Director

President's Message

What an amazing year for the Boys & Girls Club!

We celebrated the 2nd anniversary of the opening of the Kelly Jarmain & Family Aquaplex. The aquaplex has been a great addition to our club and the City of London. The Learn to Swim Program has taught hundreds of kids the life saving skills needed to survive in water. The Killer Whales Swim Team competed at a top level in Southwestern Ontario and provided club kids the opportunity to showcase their skills and team work.

The Horton Street Seniors AquaFit Program is a huge success and has provided exercise and rehabilitation to many seniors. In addition, the expansion of the Gail Graham Eco Park hosts thousands of kids from the club, as well as Londoners as a whole.

The year 2008 also brought the creation and implementation of the M.A.P. Program. My Action Plan to Education is the most exiting and the largest program and commitment the club has ever embarked upon. This scholarship and bursary program will change the lives of hundreds of club kids starting in grade 4 and following them through to employment. By keeping them in school and then offering them the opportunity to continue on to post-secondary education or trade school, the cycle of poverty can be broken and Boys & Girls Club is leading the way.

I would like to sincerely thank my fellow board members for their commitment and dedication to the Club and wish our incoming President Theresa Mikula all the success in the future. Theresa has been an incredible addition to our Board and under her leadership and direction great things are sure to happen.

On a personal note, I would like to express my sincere thanks to Don Donner, his management team, staff and the hundreds of volunteers who make this thing called the Boys & Girls Club of London work. These are the people who consistently deliver excellence in programming to an extended family of over 14,000 children, youth, seniors and unemployed adults. I have been very proud to work with you over these past number of years.

Thank you.

Jeff Lang
President



"I like the Club because there are a lot of activities and you can meet people from different cultures."

~ Youth member

Who Drops Out of School and Why?

If we understand these variables, we can influence youth in completing school by engaging our partners and sponsors to achieve this goal

AGE Students who drop out tend to be older compared to their grade-level peers.

GENDER Students who drop out are more likely to be male. Females often drop out for reasons associated with pregnancy.

SOCIOECONOMIC BACKGROUND Drop outs are more likely to come from low-income families.

ETHNICITY The rate of drop out is higher on average for Black, Hispanic and First Nation youth.

NATIVE LANGUAGE Students who come from non-English speaking backgrounds are more likely to have higher rates of drop out.

REGION Students are more likely to drop out if they live in urban settings as compared to suburban or non-metropolitan areas.

MOBILITY High levels of household mobility contribute to increased likelihood of dropping out.

ABILITY Lower scores on measures of cognitive ability are associated with higher rates of drop out.

DISABILITY Students with disabilities (especially those with emotional/behavioral disabilities) are at greater risk of drop out.

PARENTAL EMPLOYMENT Drop outs are more likely to come from families in which the parents are unemployed.

SCHOOL SIZE AND TYPE School factors that have been linked to drop out include school type and large school size.

FAMILY STRUCTURE Students who come from single-parent families are at greater risk of drop out.

How We Can Help?

If we work on these alterable variables associated with drop out then we can achieve measurable results

GRADES Students with poor grades are at greater risk of drop out.

DISRUPTIVE BEHAVIOR Students who drop out are more likely to have exhibited behavioral and disciplinary problems in school.

ABSENTEEISM Rate of attendance is a strong predictor of drop out.

SCHOOL POLICIES Alterable school policies associated with drop out include raising academic standards without providing supports, tracking and frequent use of suspension.

SCHOOL CLIMATE Positive school climate is associated with lower rates of drop out.

PARENTING HOMES characterized by permissive parenting styles have been linked with higher rates of drop out.

SENSE OF BELONGING Alienation and decreased levels of participation in school have been associated with increased likelihood of drop out.

ATTITUDES TOWARD SCHOOL The beliefs and attitudes (e.g. Focus of control, motivation to achieve) that students hold toward school are important predictors of drop out.

EDUCATIONAL SUPPORT IN THE HOME Students whose families provide higher levels of educational support for learning are less likely to drop out.

RETENTION Students who drop out are more likely to have been retained than students who graduate. Using National Education Longitudinal Study data, being held back was identified as the single biggest predictor of dropping out.

STRESSFUL LIFE EVENTS Increased levels of stress and the presence of stressors (e.g. financial difficulty, health problems, early parenthood) are associated with increased rates of drop out.

Source: National Center on Secondary Education & Transition (2007)



"I like the Club because it is about having fun and being a kid"
~ Youth member



"I like the Club because they have games, you can play and go swimming"

~ Youth member

Program Highlights

Children & Youth Programs

- 44,188 - The total number of visits from the children and youth participating in recreational, social and educational programs at the Boys & Girls Club of London.
- The after-school bus program was very busy, covering 39 schools and neighbourhood locations - we provided 16,065 rides over the school year.
- Supper Club's menu continues to focus on healthy eating and the importance of nutrition. Over 11,800 dinners were served during the school year.
- 2,471 children have earned their Survive level through the Swim to Survive program. 789 children have earned their Skills level and 260 children have earned their Endurance level.
- The Killer Whale Swim Team finished FIRST overall at the SEAL League Finals.
- Various sport leagues, clubs, dances and special themed events kept the children and youth busy.
- The 12 Days of Christmas was a huge success! Volunteers and staff hosted this event to ensure a wonderful holiday for over 1,200 children and youth.
- Many of our members were able to participate in exciting events from the generosity of individuals and businesses. Children attended the Tim Horton's Camp in Kentucky, USA, Disney World through Dreams Take Flight, a 4-day fishing trip to Timmins, ON, and received tickets to sporting events with the Toronto Raptors, Toronto Blue Jays, Toronto Maple Leafs, London Knights, London Majors and tickets to live performances at the Grand Theatre, SilverCity and various JLC events. Thank you for giving the kids the opportunity. For many members, it was their first time to attend.

Horton Street Seniors Centre

- The centre boasts over 100,000 visits during this program year.
- Our two most popular programs continue to be Aquatics with 44,865 visits and the Fitness Room with 15,434 visits this year.
- Our senior volunteers have generously given 9,339 hours of their time in both the Seniors' and Children's programs including Special Events.
- The membership of the centre has grown to over 1,400.
- Our volunteers organized many successful special events including a Christmas Bazaar, a Lunch Theatre, Silent Auction, Italian Luncheon and International Day.
- The Horton Street Seniors' Centre continues to be a vibrant place offering an abundance of recreational, health and educational activities keeping London seniors healthy, happy and independent.

Transit

- Transit purchased three new busses - one 72 passenger and two 8 passenger.
- Provided 46,704 trips to Seniors' day programs.

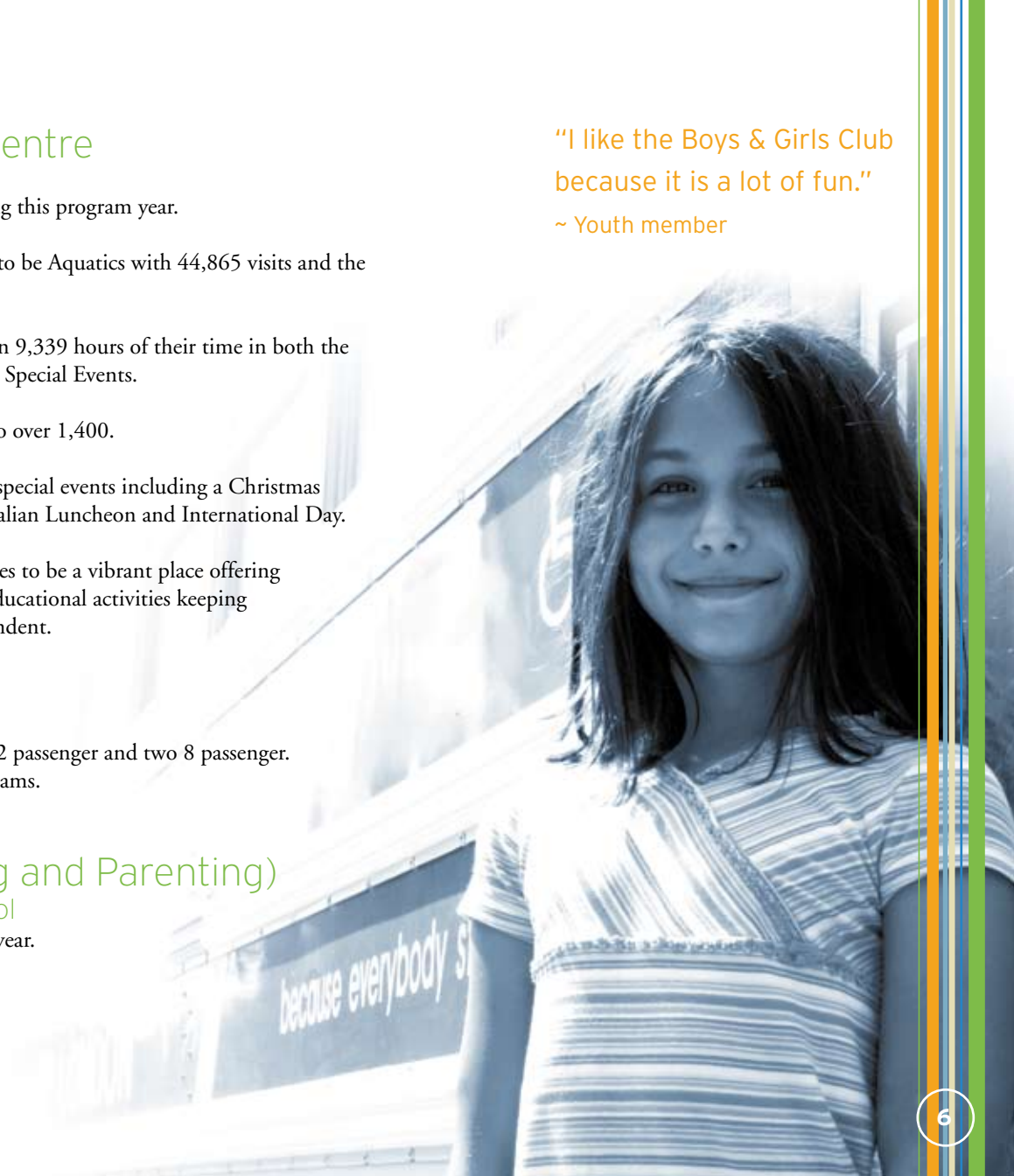
LEAP (Learning, Earning and Parenting)

Helping teen parents stay in school

- 124 young parents signed onto LEAP this year.
- 24 parents graduated from the program.

"I like the Boys & Girls Club because it is a lot of fun."

~ Youth member



Meet the Board & Staff

Board of Directors 2007-2008

PRESIDENT Jeff Lang

VICE PRESIDENT Theresa Mikula

TREASURER Kristin Trotter

DIRECTORS

Brent Shea

Junyan Chen

David Kitterman

Michael Madol Kuot

Sohad Haj Khalil

Cathy Sommer

Andrew Camman

Kris Ullman

Todd Gillick

Ted Grant

Linda Ross

David Rusciolleli

LEGION REPRESENTATIVE Kathy Patten-Heal

SENIORS REPRESENTATIVE Eugene Kirk

YOUTH REPRESENTATIVE Sarah Craik

Full Time Staff Associates

EXECUTIVE DIRECTOR Don Donner

RECREATION PROGRAMS CHILDREN, YOUTH & SENIORS MANAGER Kathy Kosatschenko

FINANCE MANAGER Julio Cristales

CHILDREN & YOUTH

Nadine Harrison

Carol McNiece

Sarah Donohue

Sarah Blois

Keith Willoughby

Lauren Barth

Dara Casier

Roger Murphy

Debra Wingert

Lawrence Ingram

TRANSIT

Stacey McKell

Charlene Davis

Fred Scafe

Jeff Perkins

Janet Hernandez

Charles Fleming

Tom O'Neill

Jerry Easton

Deborah Beck

NIGHT CLEANERS

Robert Costain

Vance Hayes

Bill Hooper

Stephen Goulet

SENIORS

Lisa Evans

Candice Harris

Tracy Ralph

Sherry Laframboise

CAFÉ

Marieke Graham

Patty Urquhart

Brook Horne

Joanna Case

Debby Mindasari

FINANCE &

ADMINISTRATION

Patti Elliott

Ryan Lovell

Hilda Cristales

Lorrie Neufeglise

Stacey Sinfield

FOUNDATION

Leigh-Anne Tyson

Jamie Sandwith

Keegan Howlett

Jairo Gomez

LEAP

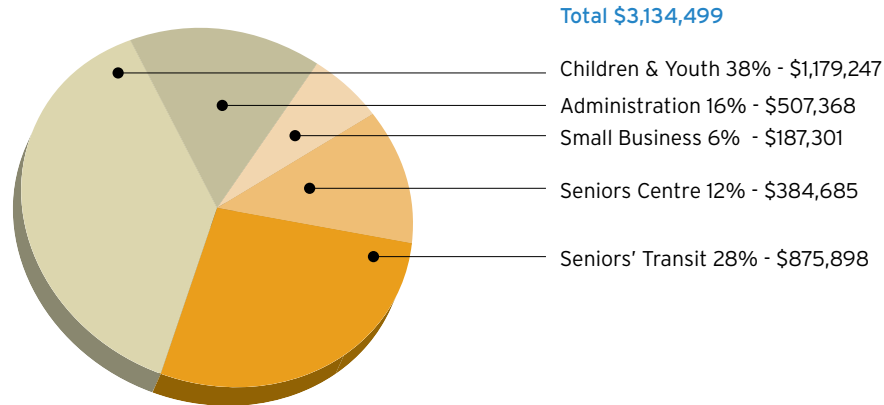
Heather Miller

Nicole Pariseau

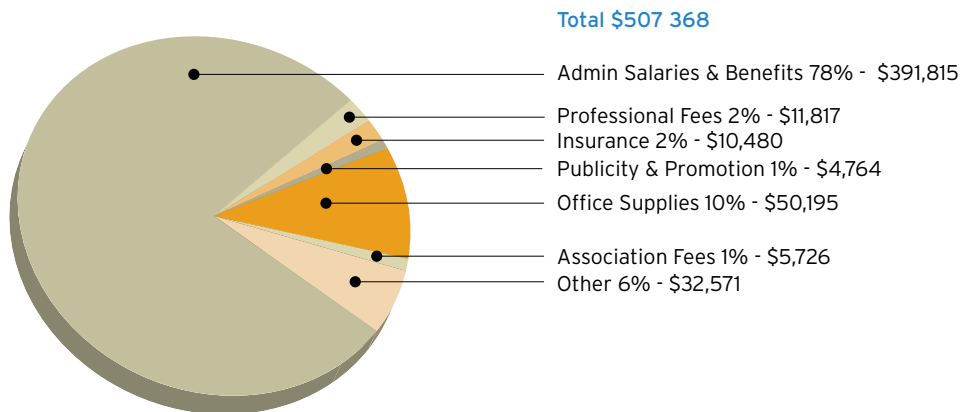
A special thank you to the staff, volunteers and many donors who make this Club affordable for more than 14,000 individuals, 8,265 children and youth, 1,400 seniors, 3,849 family referrals, and 1,001 re-training and education placements each year. We are successful because of you!

Financial Highlights

Total Invested in Programs 2007/2008



Administration Cost 2007/ 2008



During the year ending March 31, 2008, the Club invested \$186,946 (6%) more in programs than the previous year. We had the support of 427 volunteers who worked 14,800 hours helping in children and youth programs. We had 50 youth in training to become leaders who worked 6,120 hours in different areas. Also 200 seniors volunteered 9,130 hours of their time to different activities in the Club. If we add all those hours together, we get an added value to the activities of the Boys & Girls Club of over \$360,000.

Boys and Girls Club of London

FINANCIAL HIGHLIGHTS

As at March 31, 2008 and for the year then ended

Summarized Statement of Financial Position

	2008	2007
	\$	\$
Assets		
Current assets	\$ 526,027	\$449,723
Liabilities and Net Assets (Deficiency)		
Current liabilities	536,475	462,543
Net deficiency	(10,448)	(12,820)
	526,027	449,723

Summarized Statement of Revenue and Expenses

Revenue

Grants	1,898,075	1,757,396
Programs	427,039	412,391
Fees for service	204,583	195,725
Rentals	46,982	61,136
Agency fees	121,793	125,031
Other revenue	123,875	105,307
Operating grant from Boys and Girls Club of London Foundation	282,355	240,000
Donations	19,349	37,747
	3,124,051	2,934,733

Expenses

Salaries, wages and benefits	1,707,108	1,535,758
Office and administration	504,819	494,873
Programs	361,484	294,717
Transportation	230,271	219,988
Office space rental	123,000	118,667
Specified donation	196,000	275,000
Professional fees	11,817	8,550
	3,134,499	2,947,553
Deficiency of revenue over expenses for the year	(10,448)	(12,820)

Approved by the Board:



JEFF LANG, PRESIDENT



KRISTEN TROTTER, TREASURER

To the Director's of Boys and Girls Club of London

The accompanying summarized statement of financial position and statement of revenue and expenses are derived from the complete financial statements of Boys & Girls Club of London as at March 31, 2008 and for the year then ended on which we expressed an opinion without reservation in our report dated September 3, 2008. The fair summarization of the complete financial statements is the responsibility of management. Our responsibility, in accordance with applicable Assurance Guideline of The Canadian Institute of Chartered Accountants, is to report on the summarized financial statements.

In our opinion, the accompanying financial statements fairly summarize, in all material respects, the related complete financial statements in accordance with the criteria described in the Guideline referred to above.

These summarized financial statements do not contain all the disclosures required by Canadian generally accepted accounting principles. Readers are cautioned that these statements may not be appropriate for their purposes. For more information on the entity's financial position, results of operations and cash flows, reference should be made to the related complete financial statements.

PricewaterhouseCoopers LLP

Chartered Accountants, Licensed Public Accountants, London, Ontario
September 3, 2008

Special Thanks to Our Funding Partners



MINISTRY OF HEALTH AND LONG-TERM CARE

MINISTRY OF COMMUNITY, FAMILY AND SOCIAL SERVICES

ROYAL CANADIAN LEGIONS - ZONE A6

CITY OF LONDON

BOYS & GIRLS CLUB OF LONDON FOUNDATION

BOYS & GIRLS CLUB OF CANADA

BOYS & GIRLS CLUB OF ONTARIO

INDUSTRY CANADA (CAP PROGRAM)



Be a part of the 5 million dollar Horizons Campaign today.
To support the M.A.P. program go to www.bgclondon.ca/horizons.html

WWW.BGCLONDON.CA

**184 HORTON STREET,
LONDON, ONTARIO N6B 1K8**

TEL: 519-434-9114

FAX: 519-432-9306

**Special thanks to Skyline Elevators for their donation for the printing of this report
and to ON Communication Inc. for the graphic design of this report.**